

RE16
Variable-D® Dynamic
Supercardioid
Microphone



Key Features:

- Reduced proximity effect
- Effective internal pop protection
- Little off-axis coloration
- Hum-bucking coil and steel case offer excellent hum rejections
- Bass roll-off switch



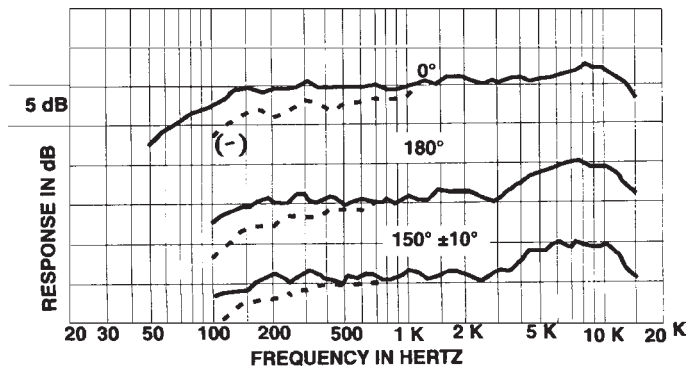
General Description:

The Electro-Voice® RE16 is a Variable-D® dynamic supercardioid microphone designed for the most exacting professional use. It is like the RE15, except that it uses a unique blast filter. The blast filter, an integral part of the RE16, permits handheld and outdoor use without "P-pops" or excessive wind noise. Utilizing the Variable-D® design the RE16 features a directional characteristic independent of frequency. The result is a microphone that generates little off-axis coloration while providing the greatest rejection of unwanted sounds. A supercardioid, the RE16 provides its greatest rejection at 150° off-axis. (Supercardioids provide greatest rejection in the horizontal plane when the microphone is tilted in its most natural position -30° from horizontal, as on a boom or floor stand). An easily operated "bass tilt" switch corrects spectrum balance for boom use and other longer-reach situations. A hum-bucking coil and screw-machined steel outer casing provides 25 dB of hum rejection. Hum pickup level is -125 dBm (re: .001 gauss field). Using the mechanical nesting concept of design, by means of which the internal transducer parts are nested one within another, the RE16 transducer is a nearly solid mechanical structure that is highly resistant to damage from mechanical shock. The Memraflex™ grille screen resists deformation. The exclusive nonmetallic Electro-Voice Acoustalloy® diaphragm is virtually unaffected by extreme atmospheric conditions. A carefully designed steel outer case provides additional mechanical protection. The finish is nonreflecting fawn beige.

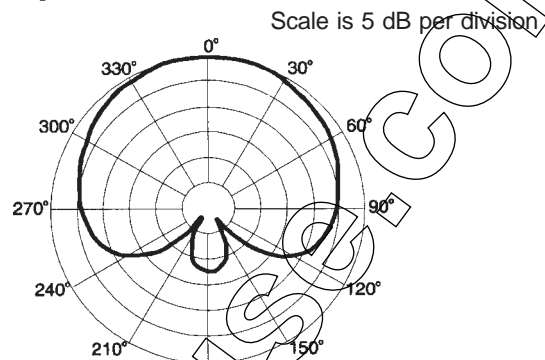
Technical Specifications:

Generation Element:	Dynamic
Frequency Response:	80 Hz to 15,000 Hz (see chart)
Polar Pattern:	Supercardioid
Impedance, Low-Z:	150 ohms (nominal)
Sensitivity, Open Circuit Voltage, 1 kHz:	1.4mV/Pascal
Hum Pickup Level (.001 gauss field):	-125 dBm
Diaphragm Material:	Electro-Voice Acoustalloy®
Case Material:	Steel
Finish:	Fawn Beige
Accessories Included:	311 Stand Adapter Zippered Vinyl Carrying Pouch
Optional Accessories:	376 Charcoal Windscreen 379-1 Black Windscreen 379-2 Red Windscreen 422A Desk Stand
Dimensions:	Length = 187.3mm (7.38") Max. Diameter = 45.2mm (1.78") Shank Diameter = 19.1mm (0.75")
Net Weight:	227 grams (8 oz.)

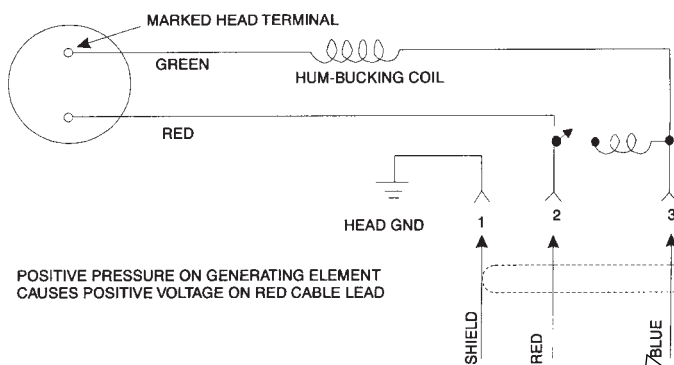
Frequency Response:



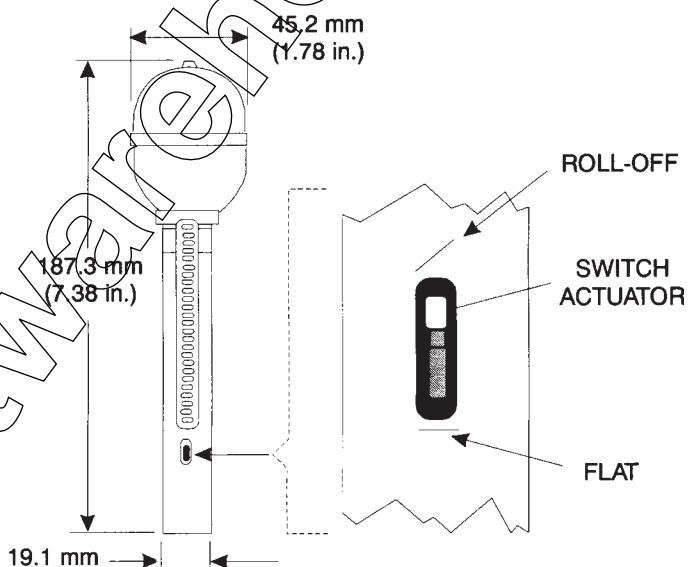
Polar Response:



Wiring Diagram:



Dimension Drawing:



Architects' and Engineers' Specifications:

The microphone shall be a Variable-D® supercardioid dynamic type with integral blast filter and with wide-range response uniform from 80-15,000 Hz. Proximity effect shall be 10 dB less at 100 Hz than with comparable Single-D designs. Response at any angular position away from the major axis shall be essentially similar to the response on the major axis, attenuated uniformly at all frequencies by an amount appropriate to that angular position. Attenuation at frequencies from 100-4,000 Hz (referred to major axis signal value) shall exceed 25 dB at 150° from major axis in any plane. Attenuation at 180° from major axis at frequencies from 100-4,000 Hz shall exceed 15 dB. Attenuation above 4,000 Hz shall exceed 12 dB. Polar characteristics shall be sufficiently uniform in all planes so that it is, effectively, a supercardioid of revolution. A hum-bucking coil shall be provided in series with the microphone element. Hum pickup level shall be -125 dBm (re: .001 gauss field). The hum-bucking coil shall decrease hum pickup by at least 25 dB. An integral passive-filter network shall be provided such that when filter switch is in "on" position, low-frequency response shall be so deviated from "flat" response that a fall of 6 dB from 1,000-100 Hz shall be affected. With switch in "off" position, microphone shall be essentially "flat" from 100-1,500 Hz, with a 6-dB rise in response from 50-100 Hz and a 2-dB rise occurring at 2,000 Hz extending to 12,000 Hz. Output level shall be 1.4mV/pascal. The diaphragm shall be nonmetallic Acoustalloy, and shall have a shield to prevent dust particles from reaching the diaphragm. The case shall be made of steel. The microphone shall have a maximum diameter of 45.2 mm (1.78 in.), with 19.1 mm (0.75 in.) diameter shank and a maximum length of 187.3 mm (7.38 in.). Finish shall be fawn beige. Stand adapter and carrying pouch shall be supplied. The Electro-Voice RE16 is specified.

EV Electro-Voice®

12000 Portland Avenue South, Burnsville, MN 55337
Phone: 952/884-4051, Fax: 952/884-0043

www.electrovoice.com

© Telex Communications, Inc. 6/2006
Part Number 534675 Rev C

U.S.A. and Canada only. For customer orders, contact Customer Service at:
800/392-3497 Fax: 800/955-6831

Europe, Africa, and Middle East only. For customer orders, contact Customer Service at:
+ 49 9421-706 0 Fax: + 49 9421-706 265

Other International locations. For customer orders, contact Customer Service at:
+ 1 952 884-4051 Fax: + 1 952 736-4212

For warranty repair or service information, contact the Service Repair department at:
800/553-5992 or 402/467-5321

For technical assistance, contact Technical Support at: 800/392-3497 or 952/736-4656

Specifications subject to change without notice.