

Line Amplifiers *LINE 3000*

Description

The 3000 series line amplifiers are designed to interface land lines with studio equipment, providing galvanic isolation, impedance and level conversion. Both amplifiers are 160mm Eurocards and can be mounted in a 1U, 19" rackmount case or a standard 3U card frame.

3150 Line Receiver:

The 3150 line receiver has one transformer isolated input with DC protection and four low impedance transformer isolated outputs designed to feed bridging loads. The input impedance matches a 600ohm land line and gain adjustment of $\pm 6\text{dB}$ is available. This card can be additionally used as a transformer isolated distribution amplifier by removal of the input load resistor. Audio inputs, outputs and power are via a 32 way DIN 41612 connector. The card requires a dual rail $\pm 15\text{V}$ to $\pm 18\text{V}$ power supply.

3154 Line Driver

The 3154 line driver has a high impedance electronically balanced input and a transformer isolated output to drive a 600 ohm land line. The level trim will give $\pm 6\text{dB}$ of gain adjustment and there is an additional preset to adjust output balance. Audio input, outputs and power are via a 32 way DIN 41612 connector. The card requires a dual rail $\pm 15\text{V}$ to $\pm 18\text{V}$ power supply.

3000 Series Rack Case:

A 1U, 19" rackmount case with integral power supply. This will accept two line amplifier cards. Line drivers and receivers can be mixed within one unit. Audio inputs and outputs are via a rear panel mounted 56 way Varicon connector.

Pre Assembled Systems:

A maximum of twelve line amplifiers can be supplied pre-wired in a 3U, 19" rackmount card frame with integral modular power supply. All audio inputs and outputs are wired to rear panel mounted 56 way Varicon connectors

Key Features

Line Receiver

Transformer balanced input and output

4 independent TX isolated outputs

600 \square input

Line Driver

Electronically balanced input


Transformer balanced output

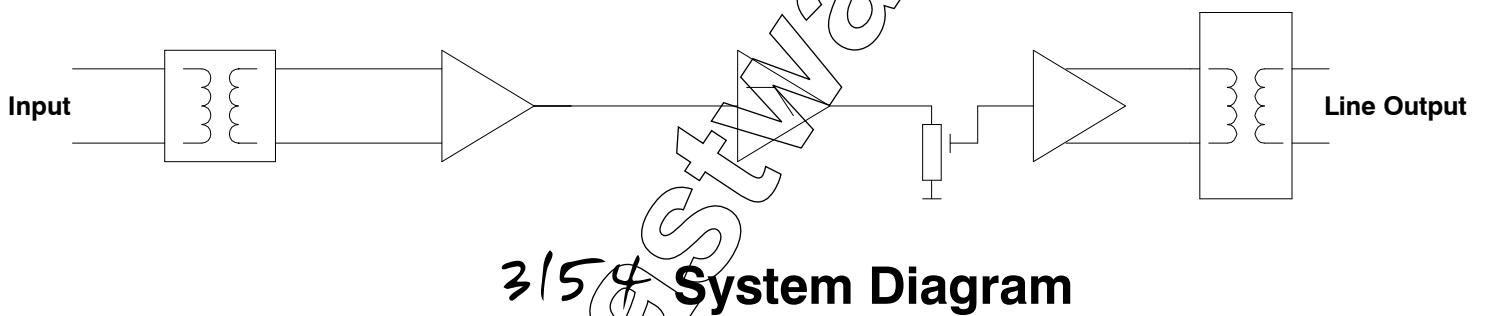
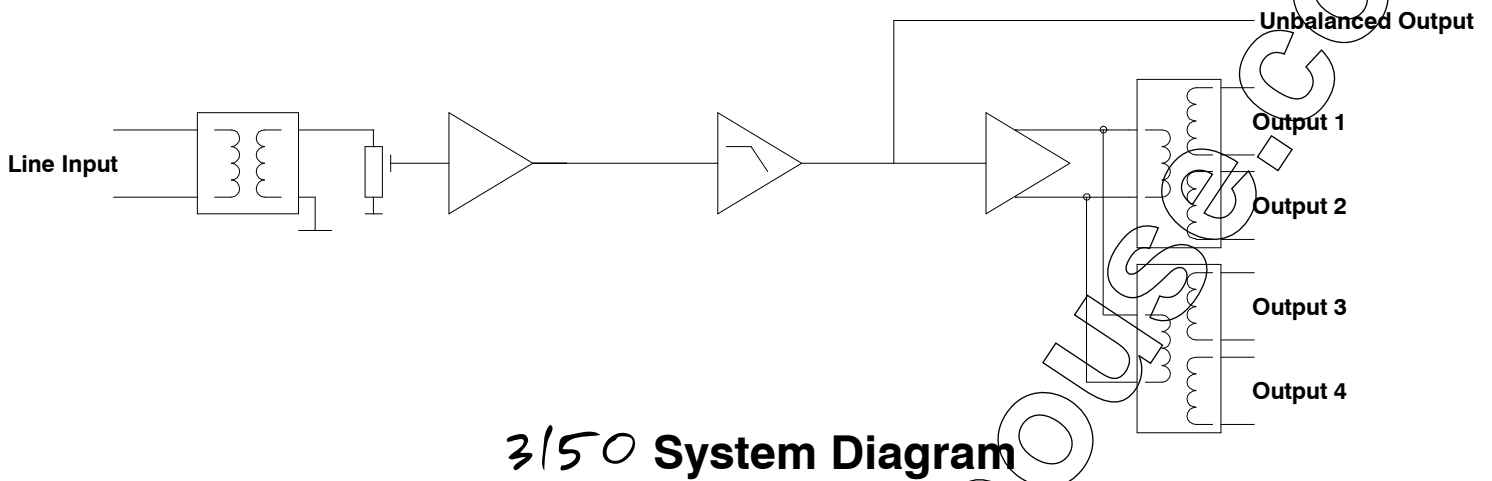
600 \square output



AUDIONICS
professional broadcast equipment

**31 JESSOPS RIVERSIDE
SHEFFIELD
S9 2RX
ENGLAND
TEL +44 (0)114 242 2333
FAX +44 (0)114 243 3913
email info@audionics.co.uk
Web www.audionics.co.uk**





Technical Specifications

	3150 Line Receiver	3154 Line Driver
Input Impedance	600 ohms	36k ohms
Maximum Input	+23dBu	+23dBu
Output Impedance	100 ohms	600 ohms
Maximum Output	+23dBu	+18dBu
Output Gain Adjust	±6dB	±6dB
Frequency Response	±0.5dB, 10Hz-20kHz (40kHz Low Pass Filter)	±0.5dB, 10Hz-20kHz (35kHz Low Pass Filter)
Distortion (THD + Noise)	<0.1%, 100Hz-10kHz @ +10dB	<0.1%, 100Hz-10kHz @ +10dB
Noise	< -85dBu peak, 20Hz-20kHz	< -85dBu peak, 20Hz-20kHz
Dimensions	160mm x 100mm Eurocard	160mm x 100mm Eurocard
Connector	32/64 DIN 41612	32/64 DIN 41612
Power	±18v, 50mA	±18v, 50mA

Specification and designs are subject to change without prior notice for the purposes of improvement. E & OE